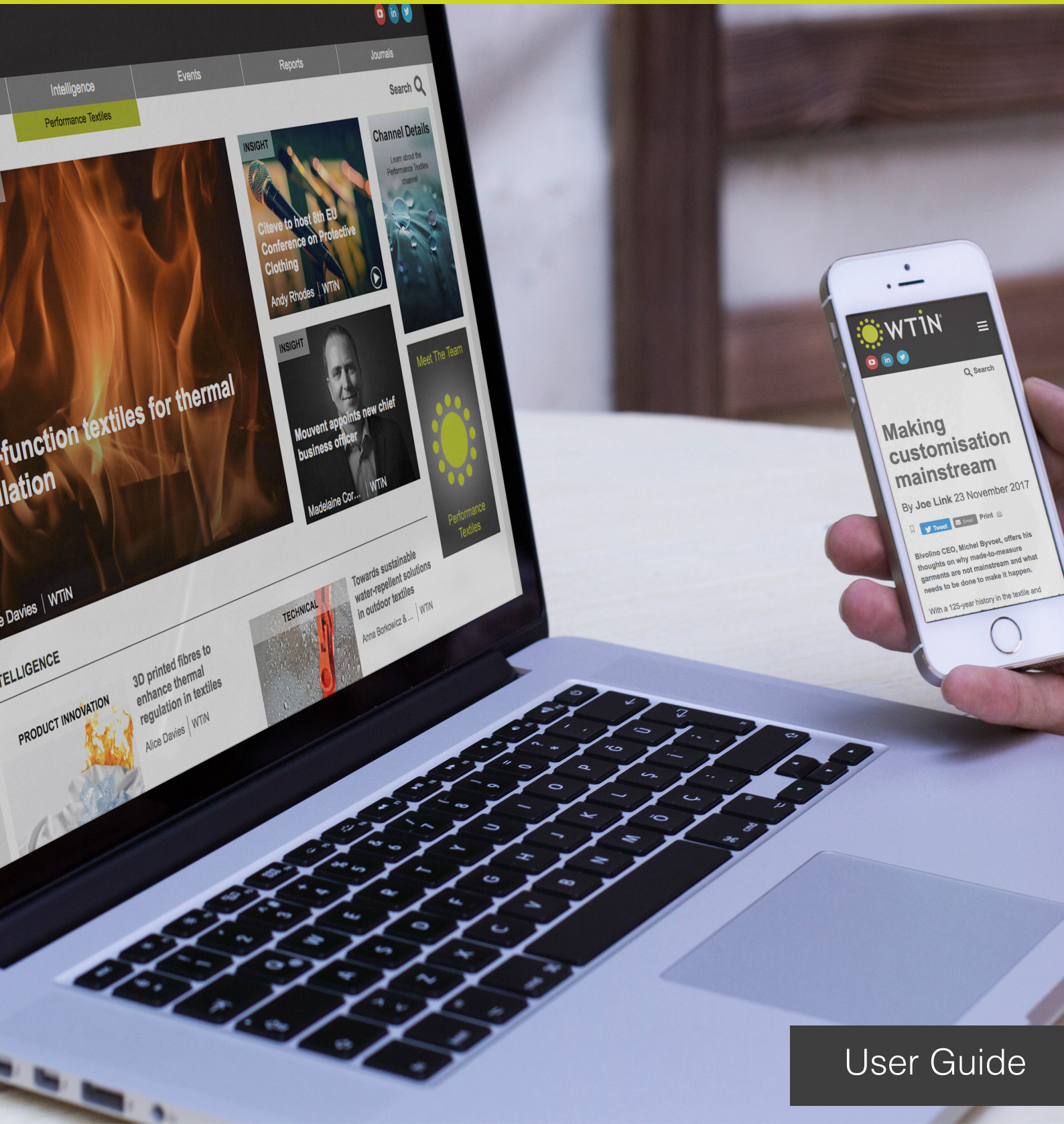


WTIN[®] Intelligence

Performance Textiles



Contents

Introduction	2
Latest	3
Intelligence	4
Companies	6
Product Innovation	6
Videos	7
Insight	8
Around The Web	9
Digital Magazines	10
My WTiN	11
Settings – Newsletter Email Options and Personal Details	12
Watchlist Email Alerts	14
Search	18
Frequently Asked Questions	21

World Textile Information Network Ltd.
West One 114 Wellington Street • Leeds •
West Yorkshire • LS1 1BA
Tel: +44 (0)113 819 8155 • Fax: +44 (0)113 819 8156
E-mail: info@wtin.com • Internet: www.wtin.com

Copyright © 2018 World Textile Information Network Ltd.
All rights reserved. No part of this publication may be reproduced,
stored in a retrieval system, or transmitted,
in any form or by any means, electronic, mechanical,
photocopying, recording or otherwise, without the written
permission of the publisher.

Introduction

Welcome to the Performance Textiles User Guide. This guide will provide a point of reference to help you use your WTiN.com Intelligence subscription as the easiest way of obtaining textile-related information to help you make informed business decisions.

We hope you will find this useful and our team will be happy to answer any further questions you may have. Please contact Support@WTiN.com or phone +44 (0)113 819 8155 to speak to a member of our support team.





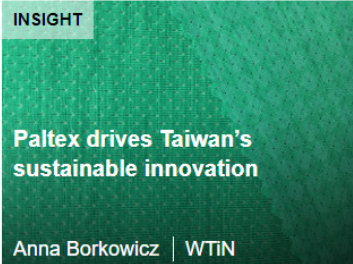

Mark Jarvis
Managing Director, WTiN



Latest

The area at the top of the WTiN Intelligence: Performance Textiles Channel page showcases the latest three pieces of content that have been published on the page. When a new item is published, it will replace the earliest of these three, which will then appear lower down in either the **Intelligence**, **Companies**, **Videos**, **Insight** or **Product Innovation** Sections.

<https://www.wtin.com/channel/performance-textiles/>

Insight	Intelligence	Events	Reports	Journals
	Performance Textiles			
<p>PRODUCT INNOVATION</p>  <p>3D printed fibres to enhance thermal regulation in textiles</p> <p>Alice Davies WTIN</p>		<p>INSIGHT</p>  <p>Xaar wins third Manufacturing Site Award</p> <p>Joe Link WTIN</p>		<p>Search </p> <p>Channel Details</p> <p>Learn about the Performance Textiles channel</p> 
<p>INTELLIGENCE</p>		<p>INSIGHT</p>  <p>Paltex drives Taiwan's sustainable innovation</p> <p>Anna Borkowicz WTIN</p>		<p>Meet The Team</p> 


Return to contents

Intelligence

The first main section of the Performance Textiles Channel page is titled Intelligence. This is where you will find in-depth market and technical intelligence reports, covering key topics such as Market Trends, Consumer Perceptions (titled as Market Reports) and Innovations, R&D and Technical Information (titled as Technical Reports), all of which are essential to the Sports and Outdoor Textiles Industry. The channel provides actionable, accurate Intelligence which in turn allows for companies to build a successful strategy along with developing new products. WTiN Intelligence is also designed to help companies identify new clients and new markets.

INTELLIGENCE


PRODUCT INNOVATION



3D printed fibres to enhance thermal regulation in textiles

Alice Davies | WTiN


TECHNICAL



Towards sustainable water-repellent solutions in outdoor textiles

Anna Borkowicz & ... | WTiN


MARKET



Taiwan's development towards value added functional textiles

Anna Borkowicz | WTiN


MARKET



CTT Group's Valerio Izquierdo discusses intelligent textiles used for sportswear

Anna Borkowicz | WTiN ▶


TECHNICAL



Conductive Materials for Smart Textiles - Now and the Future

Dr Robabeh (Zohre... | WTiN

TECHNICAL



Winter outdoor garments: principles and innovations

Hamidreza Arouni | WTiN

● ● ●
[See All](#)

The most detailed reports available come in the form of downloadable content as show in the image below. This allows you to download the report as a PDF, available for viewing offline.

The screenshot shows a web interface with a navigation bar at the top containing 'Insight', 'Intelligence', 'Events', 'Reports', and 'Journals'. The 'Intelligence' section is highlighted, with a sub-menu for 'Performance Textiles'. A search bar is located in the top right corner. The main heading is 'Odour-controlling in sportswear: challenges and innovations' by Hamidreza Arouni, dated 18 October 2017. A red circle highlights a 'FULL REPORT' button with a 'DOWNLOAD' sub-button. Below the heading is a paragraph of text. To the right, there is a 'RELATED ARTICLES' section with three items: 'Rethinking the design of incontinence products' by Fiona Haran, '3D printed fibres to enhance thermal regulation in textiles' by Alice Davies, and 'Russia plans to double'.

Most reports have an executive summary and Table of Contents, to allow you to assess their interest before downloading. An example Table of Contents can be seen in the image to the right and is found below the Report Summary.

Table of Contents





- 1 Executive summary
- 2 Introduction
 - 2.1 Malodour of sweating
 - 2.2 Controlling body malodour
- 3 Odour-controlling sportswear
 - 3.1 Role of fibre types in malodour of sportswear
 - 3.2 Odour-controlling technologies
 - 3.2.1 Odour-neutralising agents (passive method)
 - 3.2.2 Antibacterial agents (active method)
 - 3.2.3 Odour-controlling antibacterial treatment methods
- 4 Sweat odour management testing methods
 - 4.1 Field test
 - 4.2 Laboratory tests
- 5 Summary and outlook
- 6 References

Below the table of contents are social sharing icons for Tweet, Email, and Print.

[Return to contents](#)

Companies

The next section of the Performance Textiles Channel can be found on the left-hand side of the page (underneath the Intelligence section) and provides Reports on the top Companies active within the Performance Textiles sector.





COMPANIES	PRODUCT INNOVATION
 <p>Sympatex Anna Borkowicz an... WTiN</p>	 <p>Dual-function textiles for thermal regulation Alice Davies WTiN</p>
 <p>Primaloft Anna Borkowicz an... WTiN</p>	 <p>Flexible, light-emitting fibres for wearable electronics</p>

Company profiles provide structured information on the strategic activities of the global industry players, allowing you to benchmark companies with others in the market. Reports provide different types of information, such as sustainability engagement and/or production locations. In this section you can find profiles of both brands and textile companies.

Product Innovation

The product innovation section provides an ongoing series of concise introductions to new textile and related technology. Product Innovation reports are made up of four main sections; the first is **Purpose**, which aims to provide an explanation of why the product is used and what it aims to achieve. The second area is **Approach**, this focuses on how the product has been developed and the different materials that have been used to create it. The third section explains the **Results**, and investigates the success of the product during the experiment stage and what could happen in the future for this product. The final section within the Product Innovation section is the **Impact** which analyses how it can have an effect within the specific market that the product is referring to.

The Product Innovation section can be found to the right of the Companies section as shown in the image below

COMPANIES	PRODUCT INNOVATION
 <p>Sympatex Anna Borkowicz an... WTiN</p>	 <p>Silver-nanowire coated textiles for personal thermal management Alice Davies WTiN</p>
 <p>Primaloft</p>	 <p>Dual-function textiles for thermal</p>

[Return to contents](#)

Videos

In addition to the large amount of written content on the Performance Textiles Channel, a range of video content is also available. To access the Videos simply go halfway down the Performance Textiles channel home page where you will see the videos section as shown in the image below.

VIDEOS


INSIGHT

INSIGHT

X-Bionic discusses its animal inspired sportswear

Andy Rhodes | WTIN

▶




INSIGHT

Lightweight fabrics fuel aerospace industry

Barbara Bierach | WTIN

▶




REVIEW

Wearable Technologies offers glimpse of the future

Andy Rhodes | WTIN

▶




INSIGHT

Antelope Club presents EMS compression garments at WTCEU18

Andy Rhodes | WTIN

▶




INSIGHT

Hickies shoe solution combines function and style

Andy Rhodes | WTIN

▶




INSIGHT

Sportswear and apparel firm Ternua Group invests in Lectra PLM

Madelaine Cornforth | WTIN

▶



● ● ● ● ● [See All](#)

● ● ● ● ● ● ● ● [See All](#)

Videos offer a different way to highlight key topics from within the Performance Textiles sector. Videos are typically used to show interviews and presentations from key academics and industry leaders. Providing these Videos allows our users to keep up to date with all the latest Technical and Market Intelligence.

Insight

The image below shows the Insight section of the Performance Textiles Channel page. This can be found next to the Videos section of the page. The Insight section is updated daily by our in-house team of Editors and provides day-to-day coverage of innovation, events, companies and industry activities.

VIDEOS

INSIGHT

INSIGHT
High-visibility flame retardants
Fiona Haran | WTiN

PREVIEW
Registration opens for Tectextil and Texprocess 2019
Madelaine Cornforth | WTiN

PRESENTATION
Automation and the workforce
Yves-Simon Gloy | WTiN

TECHNICAL
Plasma treatment, moisture management and drying behaviour of fabrics for sportswear
Mayur Basuk, Smit... | WTiN

To view more articles previously published on the Insight section, use the circles under the list of articles to see the next pages, or click 'See All' to view the full list of insight articles published for Performance Textiles.


Around The Web

The next area of the Performance Textiles Channel is called Around The Web. This monitors sources that have been listed as relevant providers of textile related information and collects their latest publications to ensure you do not miss any important content, while also saving you time by knowing you can rely on WTiN to bring you all available information from across the web in one place. The image below shows the latest Around The Web articles. If you wish to view more articles or go back to previous articles published click 'See All' where you can view thousands of previously published relevant articles.

AROUND THE WEB

<p>Gujarat, TN powerlooms take maximum benefit of schemes</p> <p>.....</p>	<p>Numero Uno plans to invest Rs 10 crore for expansion</p> <p>.....</p>
<p>ATIRA gets Focus Incubation Centre for Composites</p> <p>.....</p>	<p>Sustainability came into focus at TCL2017</p> <p>.....</p>
<p>PLUS+ jacket with nanotech fabric on Kickstarter</p> <p>.....</p>	<p>Redwave Global collaborates with Under Armour</p> <p>.....</p>

●
●
●
●

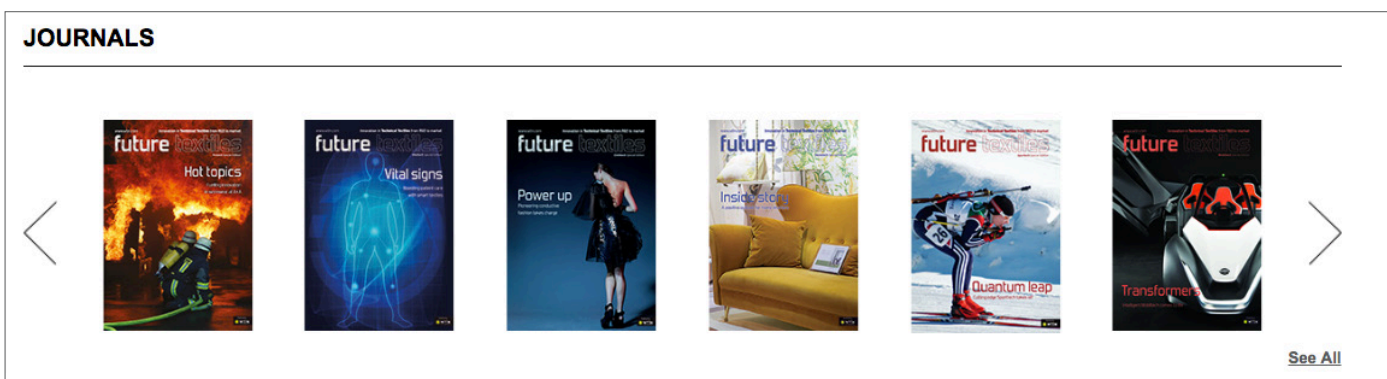




Digital Magazines

Future Textiles Magazine is the counterpart magazine to the Performance Textiles Channel, with 6 new issues published each year. The magazine is included in an online format (and as downloadable PDF File) as part of your Performance Textiles Subscription.

The latest Magazines can be found at the bottom of the Performance Textiles Channel Page. The most recent issues appear on the left side and the arrows at each side can be used to scroll across to see more issues.



Click 'See All' to be taken to the full list of issues available, or visit

<https://www.wtin.com/digital-magazines/>

The issues available will date back to 1 previous year and include any new editions published while your subscription has been active. If you wish to request earlier issues of the Future Textile Magazine, please contact sales@wtin.com

To read the magazines click on the image and a new tab will open. When the magazine is open click the left and right arrows on each side of the magazine to view more pages. To zoom in, simply click your left mouse button on the area you wish to zoom. In this view, move your mouse to navigate the page.

Change the navigation options to click and drag the pages instead by using the Settings option in the panel on the left-hand side of the page. This panel also contains icons for printing, downloading and bookmarking the magazine for reading later. You can also click the magnifying glass icon to search through the magazine for a specific story, or go full screen for easier reading.

My WTiN

The central location for managing your account is **My WTiN**. This can be accessed from the top right-hand corner of any WTiN.com page, and clicking on the text '**My WTiN**'.



<https://www.wtin.com/mywtin/>

This will take you to the My WTiN page, where you can access the following:

- **Settings** – Which allow you to modify areas such as your email delivery options and change or update your password
- **Watchlist** – Where you can create customised email alerts based on a combination of sectors & themes of key interest to you
- **Purchase History** – Here you can view any items previously bought through the WTiN.com Subscriptions online Store
- **Digital Magazines** – Click to read the latest digital versions of our magazine publications, each corresponding to the channels included in your subscription
- **My Basket** – Here you can review any items placed here before completing your purchase on the WTiN.com Subscriptions online Store
- **My Reports** – Here you can view all the reports which you have purchased through the 'Reports' tab
- **Logout** – Click this to sign out of your account on the device you are using



Settings – Newsletter Email Options and Personal Details

Clicking on the **Settings** icon within **My WTiN** will bring you through to the **My WTiN Settings page**.

<https://www.wtin.com/mywtin/settings/>

The first section of this page covers your personal details, including the email address you use to log in with and receive WTiN newsletters to. You can also change your password in this section; simply click **Change Password**, and type in your new password in place of your previous one.

Useful tip: Make sure you click ‘Save Settings’ at the bottom of the settings page if you wish for your changes to apply!

The next section details your Email Settings, and allows you to start customising the **Newsletters** you wish to receive, from the following:

- **Daily Newsletter** – Sent every day (Mon-Fri), this newsletter reports on the top stories we have chosen as being most influential across all textile sectors.
- **Weekly Newsletter** – This newsletter is sent every Friday as a summary of what we feel are the most important articles over the course of the previous week. A good alternative to the daily newsletters if you want to stay up to date with the top news across all textile sectors, but prefer to be updated weekly instead of daily.
- **Channel Newsletters** – These Channel newsletters are sent once a week, again summarising the most important content over the course of the previous week. The difference with these are that they each report on their own respective sector, which is great if you are interested in some sectors more than others and would benefit from a deeper insight into those each week.
- **Digital Magazine Notifications** – Choose to be notified via email when new Digital Magazines are available online, with a link to download the magazine.

Simply click the newsletters you wish to receive and save your settings when you are done.

EMAIL SETTINGS

Receive Daily Newsletter	<input checked="" type="checkbox"/>
Receive Weekly Newsletter	<input checked="" type="checkbox"/>
Receive Channels Newsletter	
-Fibres & Yarns	<input type="checkbox"/>
-Knitting & Weaving	<input type="checkbox"/>
-Effects	<input type="checkbox"/>
-Technical Textiles	<input type="checkbox"/>
-Nonwovens	<input type="checkbox"/>
Receive Digital Magazine Notifications	<input type="checkbox"/>

The final section on this page, **My Subscriptions**, details your subscription status, and which Channels you are currently subscribed to.

MY SUBSCRIPTIONS

Subscriber
 Free Trial
 Registered user

WTiN Channel

<input checked="" type="checkbox"/> Fibres & Yarns	<input checked="" type="checkbox"/> Knitting & Weaving	<input checked="" type="checkbox"/> Effects	<input checked="" type="checkbox"/> Technical Textiles
<input checked="" type="checkbox"/> Nonwovens	<input checked="" type="checkbox"/> Textile Economics	<input checked="" type="checkbox"/> Digital Textiles	<input checked="" type="checkbox"/> Medical Textiles
<input checked="" type="checkbox"/> Performance Textiles	<input checked="" type="checkbox"/> Textile 4.0		

[SAVE SETTINGS](#)
[GO TO SUBSCRIPTIONS PAGE](#)

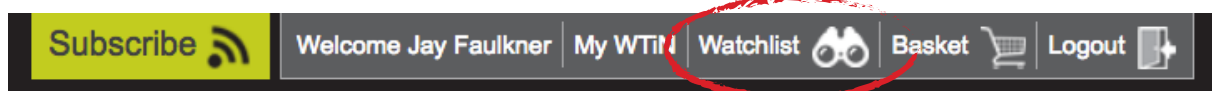
Should you wish to upgrade or modify your subscribed Channels, click 'Go to Subscriptions Page' or please contact **Sales@WTiN.com** or by phone **+44 (0)113 819 8155**

Watchlist Email Alerts

The **Watchlist** is the key feature used for personalising your content feed for the needs of both your job role and your business focus.

<https://www.wtin.com/mywtin/watchlist/>

Click on the **Watchlist** button at the top of any WTiN.com web page to be taken to the Watchlist section.



A Watchlist is a personalised newsletter, created by choosing a combination of article types and textile sectors. It takes just a few minutes to create a Watchlist, and they will soon prove to save a lot of your time by delivering relevant content to your inbox on a date & time of your choosing. Multiple Watchlists can be created to cover all areas of importance for your business needs.

Click **Create New** to start creating a new Watchlist.

Firstly, select the **Sector** you wish to know more about. You can choose a full sector, for example Fibres, or you can click the **+** symbol to expand that sector and instead choose a more specific sub-sector, such as only natural or cellulosic fibres.

Filter by Sector

- Fibres	<input type="checkbox"/>
Natural	<input type="checkbox"/>
Synthetics	<input type="checkbox"/>
Cellulosics	<input type="checkbox"/>
Recycled	<input type="checkbox"/>
+ Yarns	<input type="checkbox"/>
+ Fabrics	<input type="checkbox"/>
+ Effects	<input type="checkbox"/>
+ Technical Textiles	<input type="checkbox"/>
+ Nonwovens	<input type="checkbox"/>
+ Interiors	<input type="checkbox"/>
Apparel	<input type="checkbox"/>

Useful tip: A Watchlist works best when specific sectors are selected. Try to choose the categories most related to your business needs.

Now you have chosen your Sector, we can start combining this with a **Theme**. A theme is the type of news you wish to receive about that sector. Using our above example, we can now choose to specify that we want to stay informed about Research & Development for Natural & Cellulosic Fibres, and perhaps the Sustainability efforts for this sector as well. You can click any of these that appeal to your interests.

Filter by Theme	
Manufacturing Technology	<input type="checkbox"/>
Research & Development	<input checked="" type="checkbox"/>
Markets & Prices	<input type="checkbox"/>
Companies & Finance	<input type="checkbox"/>
Events	<input type="checkbox"/>
Design & Trends	<input type="checkbox"/>
Sustainability	<input checked="" type="checkbox"/>
Trade	<input type="checkbox"/>

Once the themes have been added, your Watchlist is ready to be named and saved. However, you may want to apply more filters if you are looking for quite niche information; this is achieved by adding **Keywords**.

Keywords can be industry terms such as names for manufacturing processes or new technology that you wish to stay aware of. However, the keywords section can also be used to monitor your competitors, customers and suppliers by listing their names. To populate the keywords section, simply write the words in the box and separate each new keyword with a comma.

Filter by Keyword(s)

KEYWORDS ADD

Procter & Gamble ✕ P&G ✕ WTIN ✕ World Textile Information Network ✕

Useful tip: When adding a company name as a keyword, try to use all the ways that company is usually referred to. For example, Procter & Gamble may also be known as P&G, so it is best to use both of these as separate keywords to ensure you do not miss any important articles.

Finally, the last filter you can apply is by **Region**. This is ideal if you are responsible for one geography and your colleague responsible for another – you could create the same Watchlist for both of you, but focused on different regions.

Filter by Region

North America	<input type="checkbox"/>
Europe	<input type="checkbox"/>
Asia-Pacific	<input checked="" type="checkbox"/>
Latin America	<input type="checkbox"/>
Middle East	<input type="checkbox"/>
Africa	<input checked="" type="checkbox"/>

All that is needed now is to **name your Watchlist** (this will appear as the title when the Watchlist comes by email, so it is useful to give this a name to remind you of your Watchlist selections), and then click **Save** at the bottom of the page.

NEW WATCHLIST Need help with setting up your Watchlist ?

NAME YOUR WATCHLIST

+ Filter by Sector



+ Filter by Theme

+ Filter by Region

+ Filter by Keyword(s)

CANCEL

Once your Watchlist has been created and saved, it will now appear in your **Current Watchlists** section at the top of this same page. From here you can see Actions to the right of the Watchlists name, allowing you to **Edit**, **Delete** or **See Results**.


Natural Fibres Research Watchlist 16/06/2016   



= Edit



= Delete



= See Results.

Seeing the results will list all the previously published articles that match your Watchlist criteria, giving a good indication of the content your Watchlist will provide.

At the bottom of the page are **Delivery Options**. As the Watchlist will be delivered by email, you can choose the dates and times that suit your schedule best- be it an update every day to ensure you are updated as soon as news happens, or perhaps a summary once a week on a Monday morning, to go into the week fully informed.

DELIVERY OPTIONS

I would like to receive my Watchlist emails on (select day):

Monday Tuesday Wednesday Thursday Friday Saturday Sunday

And I would like to receive my Watchlist emails at this time of day (GMT):

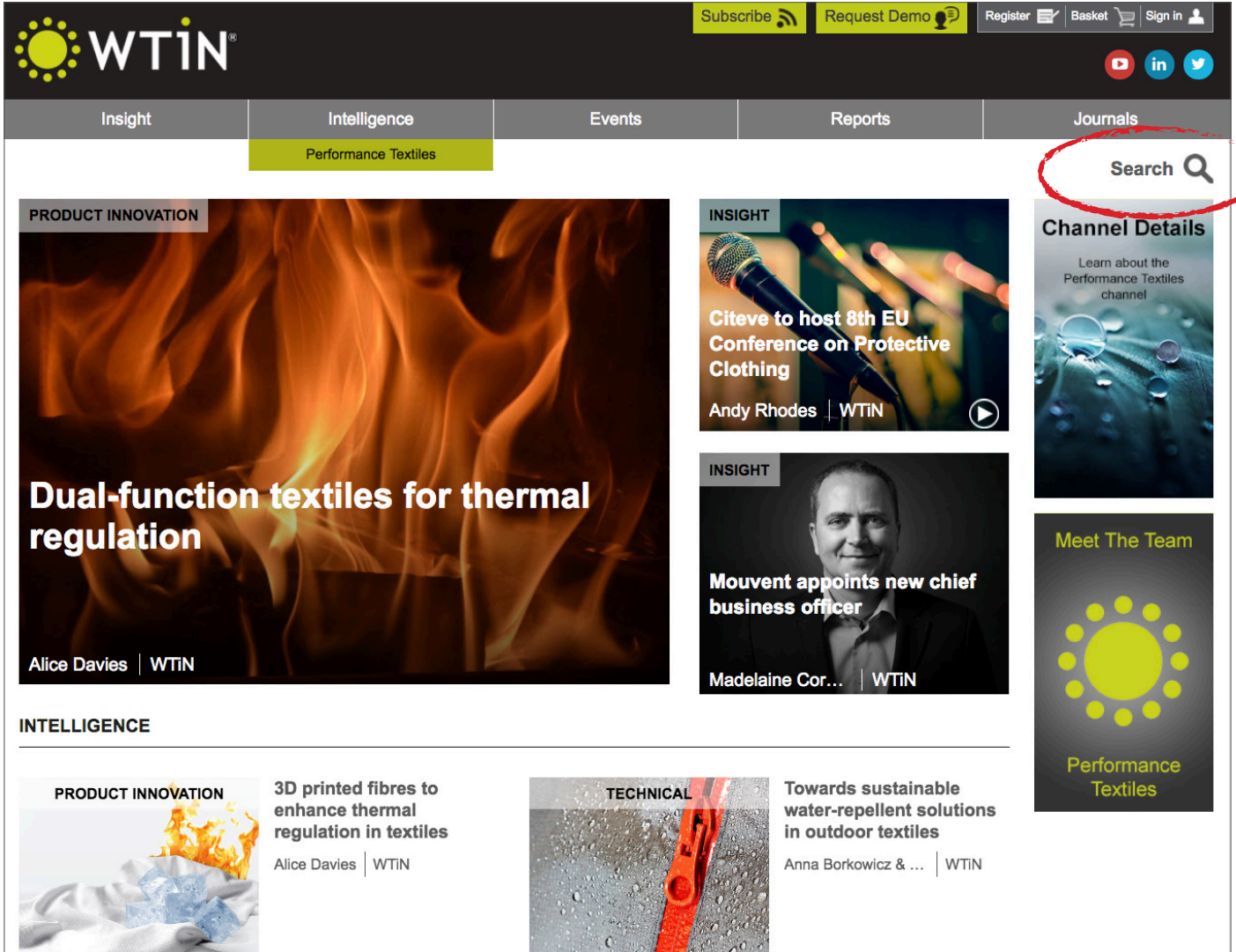
[SAVE](#)

The Watchlist also delivers 3rd party News from **Around The Web**. This is to save you time by collecting content from relevant sources across the web and ensuring you do not miss any important information published elsewhere, by using the same Watchlist settings to search these sources.

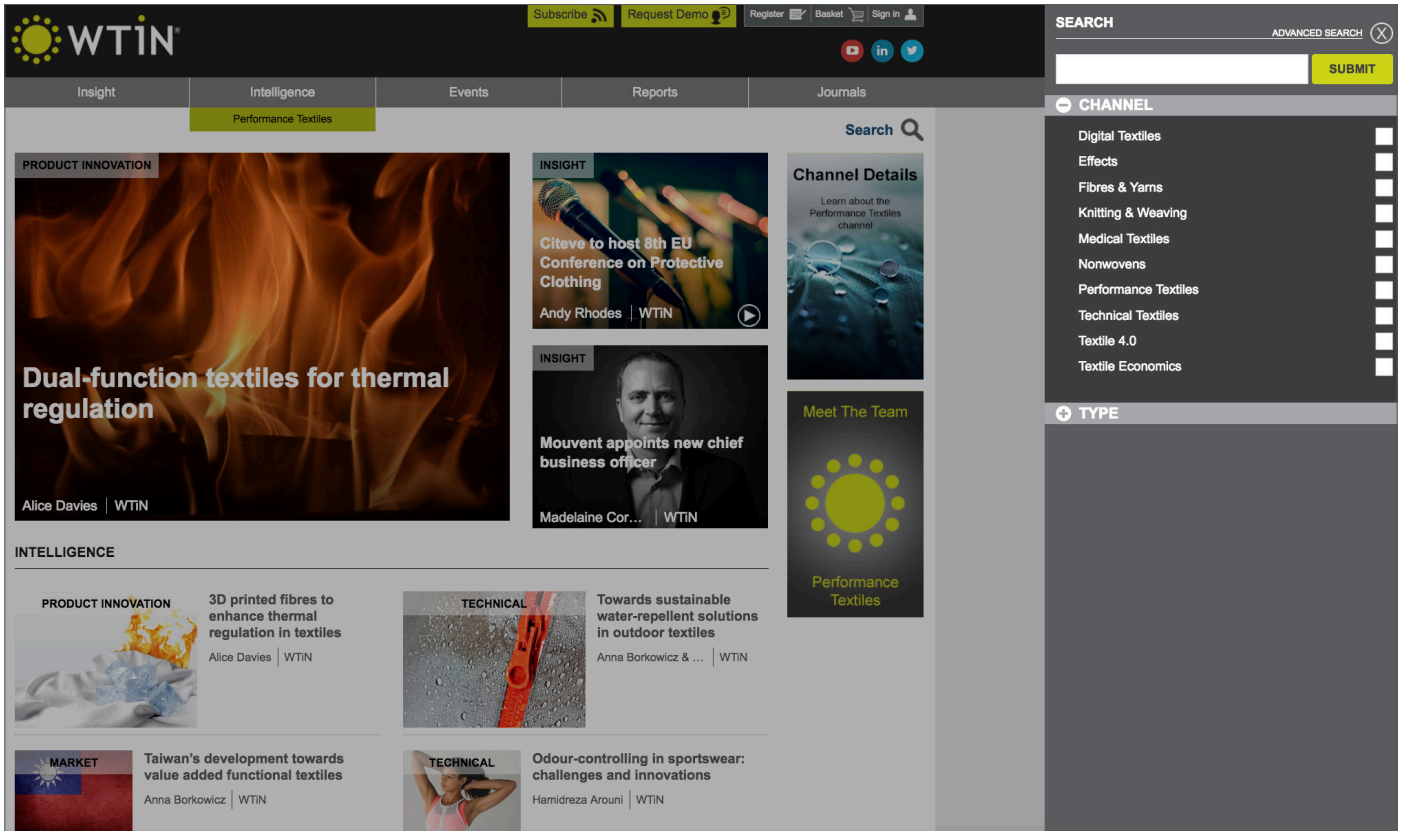


Search

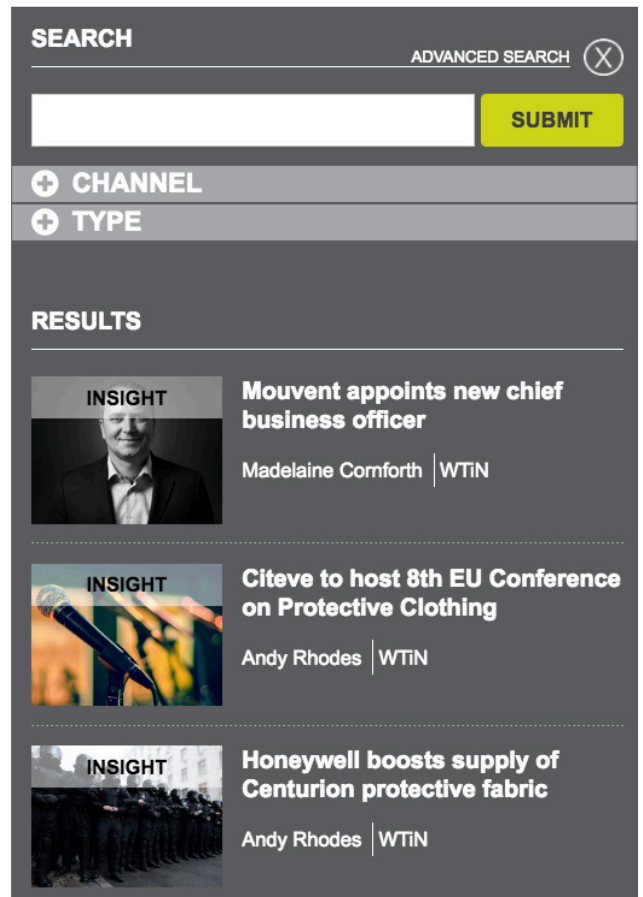
One of the great functions of the WTiN.com website is the Search feature which can be located in the top right corner of all WTiN pages, as shown in the image below.



By clicking on the search function in the top right corner of the page, this will display a new menu to the right-hand side of your screen, as demonstrated below. It is important to click on the Channel which is relevant to your subscription, to ensure you can view all the articles displayed in the results.



Using the search function to look for information regarding Performance Textiles will generate a list of all the most recent information published, which you can see in the image to the right. The advantage of using the Search function is that it allows you to find any important content that may have been published in the past, from our archive of thousands of articles.



Return to contents



Advanced Searching


<https://www.wtin.com/advanced-search/>


After clicking on **Advanced Search**, the website will display the first page of all the articles ever published on WTiN.com. You now have the option of typing words into the search bar, or you can use the filters underneath the bar to begin refining the search.


ADVANCED SEARCH


+ Refine results


SEARCH

 Video

 Article

 Infographic

 Podcast

 Around The Web

Channels ▾

Sector ▾

Theme ▾

Region ▾

Insight

Intelligence

News

Technical

Profile

Prices

Review

Preview

Q&A

Presentation

RESET

SUBMIT

You will see that the filters can be combined in a similar way as when creating a Watchlist - using **Channels, Sectors, Themes, Regions** and any **Keywords** as search terms. Select any of the **Channels** to ensure the results will be within your subscribed area, and use the **Sectors** to refine the results to specific manufacturing sectors. Themes allow you to choose what type of information you want to know from a Channel or Sector, and **Regions** let you filter by Geographical Markets as well.

With the advanced search you are also able to refine the style of information in which you wish to receive, such as **News, Technical, Profiles, Reviews** and **Presentations**.

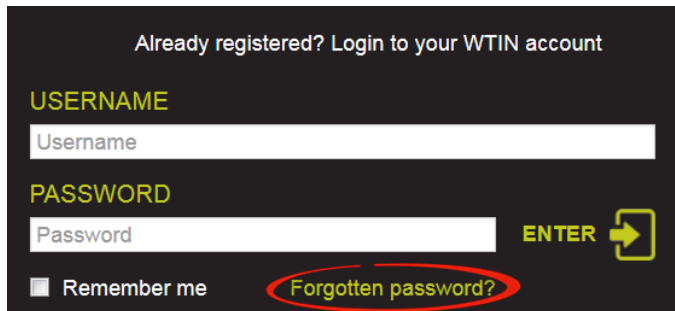
Frequently Asked Questions

- **I've forgotten the email address I registered/subscribed with.**

Contact us with your name and company name, we will be able to remind you which email address you used.

- **I don't remember my password.**

Input the email you registered/subscribed with, and click 'Forgotten Password?' directly underneath the Remember me option. An email will arrive to this address containing your password.



- **I have reached my article limit.**

If you are registered (non-paid account) or subscribed but not to the full website, you are entitled to view up to 5 articles from across WTIN.com per month. These 5 article views are refreshed depending on the date registered, for example if you registered on the 7th of January, you can view 5 more articles around the 7th of February.

Should you wish to upgrade your subscribed Channels, please contact sales@wtin.com or call +44 (0)113 819 8155

- **Can I view WTIN.com on my mobile device or tablet?**

WTIN.com is a responsive website, optimised for mobile devices and tablets. Furthermore, you can download the free WTIN App available on Android and iOS devices. Search 'WTiN' in your device's store and then log in with the same details used on the website. All your settings and bookmarks will sync between the app and the website, allowing for ease of use when away from your office computer.

- **I want to add an RSS feed of WTIN articles.**

Please visit <http://www.wtin.com/static-pages/rss/> to choose the feed of content you would like to add. If you would like other personalised RSS options or need help implementing RSS, please contact support@wtin.com or call +44 (0)113 819 8155

The logo features a stylized sun icon on the left, composed of a central yellow circle surrounded by a ring of smaller yellow dots. To the right of the icon, the text "WTIN" is written in a bold, white, sans-serif font, with a registered trademark symbol (®) to its upper right. The word "Intelligence" follows in a lighter, white, sans-serif font.

WTIN® Intelligence
Performance Textiles



World Textile Information Network, West One, 114 Wellington Street, Leeds, LS1 1BA, United Kingdom
Tel: +44 (0)113 819 8155, Fax: +44 (0)113 819 8160, Web: www.wtin.com